





the Teletrack Driver-ID

Teletrack Driver-ID solves many common problems on job sites by only allowing assets on hire to be activated, and only qualified and authorised operators to use them.




Why Use Teletrack Driver-ID?

-  Restrict asset access to qualified, authorised contractors.
-  iButton's cannot be shared between operators (like PIN codes can).
-  Remotely control access to construction equipment.
-  Keep detailed records of asset usage - see who has used what & when.

Call us today for more
informaton:

02 8279 2727

 info@teletrack.app

 Office 1, Suite 45,
330 Wattle Street
Ultimo, NSW 2007





Device Security

Teletrack tracking devices are suitable for highly secure environments as they are not capable of recording video, audio or connecting to devices that can.

System operation

1. Each asset on the construction site is fitted with the Teletrack Pre-start/Driver-ID kit which consists of an iButton reader and a set of iButton's. (An iButton is a coin-sized identification device that has a unique ID.)
2. Operators scan a QR code and complete the digital registration form.
3. The Supervising manager or designated health and safety manager verifies their qualifications and approves access.
4. An iButton is registered to that individual operator.
5. The next time the Teletrack fitted asset connects to the server it will update the list of iButtons that are authorised to enable it.



Ideal Applications

- ✓ Secure work environments where smartphones are not allowed for digital pre-starts.
- ✓ Safety conscious site manager who want to restrict assets to qualified and authorised operators
- ✓ Construction companies requiring enforced compliance for asset usage and operator accountability.